

# Jazzy<sup>®</sup>

## ELITE 14

The **Jazzy<sup>®</sup> Elite 14** is designed for excellent indoor maneuverability and outstanding outdoor capability. The Jazzy Elite 14 features 14" drive wheels for enhanced outdoor performance combined with a front-wheel drive design to provide tight turns around corners. Large front wheels offer extra absorption over obstacles for superb climbing capabilities along with front anti-tip wheels for transitioning over grade changes and handling various terrains with ease.



# Jazzy<sup>®</sup>

## ELITE HD

The **Jazzy<sup>®</sup> Elite HD** features two-motor, front-wheel drive technology and heavy-duty construction. The Jazzy Elite HD features 14" drive wheels for enhanced outdoor performance combined with a front-wheel drive design to provide tight turns for optimal indoor maneuverability in small spaces. Large front wheels add extra absorption for superb climbing capabilities and combine with front anti-tip wheels for handling various terrains with ease.

# NORTH AMERICA'S FAVORITE POWER CHAIR

Learn more online.



[gojazzy.com](http://gojazzy.com)

# Specs

Jazzy® Elite 14

Jazzy® Elite HD

# Features and Benefits

|   |   |   |
|---|---|---|
| <b>Weight Capacity</b>                    | 300 lbs.  | 450 lbs.  |
| <b>Maximum Speed<sup>1</sup></b>          | Up to 4 mph   | Up to 4 mph   |
| <b>Ground Clearance<sup>2</sup></b>       | 3"  | 3"  |
| <b>Turning Radius</b>                     | 24"   | 24"   |
| <b>Overall Length<sup>2</sup></b>         | 35.5"   | 35.5"   |
| <b>Overall Width<sup>2</sup></b>          | 24.25"  | 24.25"  |
| <b>Drive Wheels</b>                       | 14" solid   | 14" solid   |
| <b>Front Wheels</b>                       | 3" solid anti-tips  | 3" solid anti-tips  |
| <b>Rear Wheels</b>                        | 6" solid casters  | 6" solid casters  |
| <b>Suspension</b>                         | Limited   | Limited   |
| <b>Drivetrain</b>                         | Two-motor, front-wheel drive  | Two-motor, front-wheel drive  |
| <b>Braking System</b>                     | Regenerative and electro-mechanical   | Regenerative and electro-mechanical   |
| <b>Standard Electronics</b>               | 50A, Dynamic Shark controller   | 60A, Dynamic Shark controller   |
| <b>Battery Charger</b>                    | Off-board, 5 amp  | Off-board, 5 amp  |
| <b>Per-Charge Range<sup>2,4</sup></b>     | Up to 9.8 miles   | Up to 9.8 miles   |
| <b>Battery Requirements<sup>3,5</sup></b> | (2) 12 volt, NF-22  | (2) 12 volt, NF-22  |
| <b>Battery Weight</b>                     | 37 lbs. each  | 37 lbs. each  |
| <b>Base Weight</b>                        | 99 lbs.   | 99 lbs.   |
| <b>Standard Seat Weight</b>               | 52 lbs. (high-back)   | 52 lbs. (high-back)   |
| <b>Standard Seat</b>                      | 18" x 18-20", 20" x 18-20" and 22" x 20-22"   |   |
| <b>Warranty</b>                           | 5-year limited on frame; 13-month limited on batteries; 2-year limited on electronics; 2-year limited on drive motors | Lifetime limited on frame; 13-month limited on batteries; 2-year limited on electronics; 2-year limited on drive motors |

- Color-through shroud
- Depth adjustable, limited recline comfort high back seat
- Universal, fixed, in-line joystick mount
- Flip-up foot platform
- Black, flat-free, non-marking tires
- 60" lap belt

## Seating Options\*

- Deluxe contour, limited recline, high back with solid seat pan, available sizes: 16"x16" or 20"x20"
- Synergy® Seat

## Options

- Bell shaped foot platform
- Elevating leg rests
- Heel loops
- Height adjustable foot platform bracket
- Residual limb support
- Swing-away legrests
- Swing-away joystick

## Accessories

- Cane/crutch holder
- Cell phone holder
- Cup holder
- Flag holder
- Lap belt (50", 70", 80", 90")
- Oxygen tank holder
- Rear basket
- Saddle bag
- Walker holder
- Weather cover
- XLR USB charger

## Colors



Jazzy Red







Jazzy Blue

<sup>1</sup> Varies with user weight, terrain type, battery amp-hour (AH), battery charge, battery condition and tire condition. These specifications can be subject to a variance of (+/- 10%).  
<sup>2</sup> Due to manufacturing tolerances and continual product improvement, this specification can be subject to a variance of (+ or - 3%).  
<sup>3</sup> AGM or gel cell type required.  
<sup>4</sup> Tested in accordance with ANSI/RESNA, WC Vol2, section 4 & ISO 7176-4 standards. Results derived from theoretical calculations based on battery specifications and drive system performance. Test conducted at maximum weight capacity.  
<sup>5</sup> Battery weight may vary based on manufacturer.

\*Additional charges may apply.



Beamsville, ON • 888-570-1113 • pridemobility.ca •    

The information contained herein is correct at the time of publication; we reserve the right to alter specifications without prior notice. Speed and range vary with user weight, terrain type, battery charge, battery condition and tire pressure. Due to manufacturing tolerances and continual product improvement, length, width, turning radius and ground clearance can be subject to variance of + or - 3%. Special order seats or non-standard dimensions will not be fold-flat and depth-adjustable.